

# ORACLE ACADEMY při SPŠE Ječná

Ve šk.r. 2009/2010 pro všechny žáky tříd I3a, I3b, P4a, P4b, P4c a vážné zájemce z jiných tříd 4.ročníku.

Postup přístupu:


Do prohlížeče dáme **academy.oracle.com**

**ORACLE ACADEMY**

**OUR PROGRAM**  
Briefs  
Pricing  
Success Stories

**ORACLE ACADEMY**  
[Introduction to Computer Science](#)  
Advanced  
Computer Science  
Enterprise Business Applications

**ORACLE**  
Oracle.com  
Other Education Initiatives  
About Oracle  
Privacy



**ORACLE ACADEMY: SOFTWARE, TRAINING, RESOURCES AND MORE**

› Oracle Academy prepares students for 21st century careers and provides teachers with world-class training and professional development opportunities.

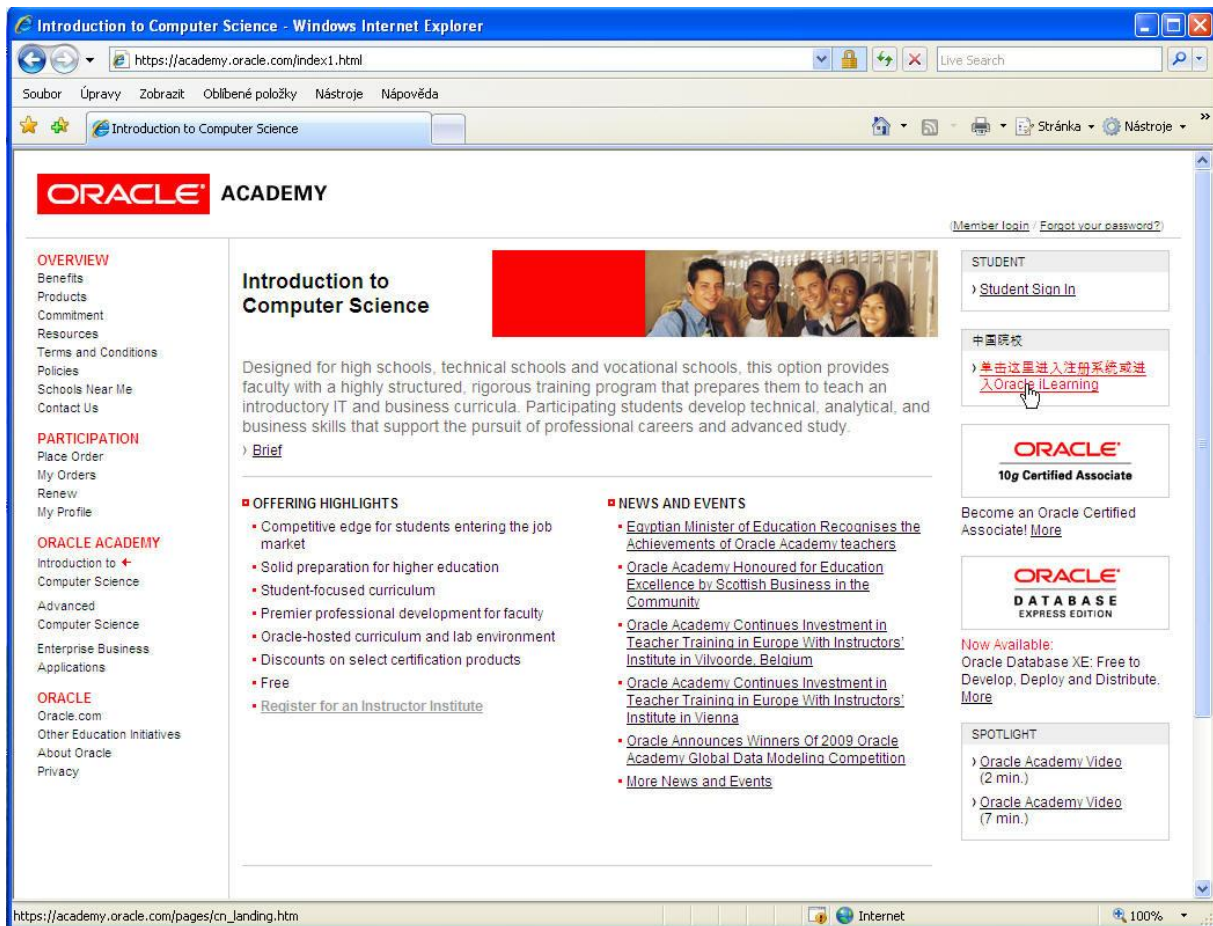
**INTRODUCTION TO COMPUTER SCIENCE**  
Designed for high schools, technical schools and vocational schools, this option provides faculty with a highly structured, rigorous training program that prepares them to teach an introductory IT and business curricula. Participating students develop technical, analytical, and business skills that support the pursuit of professional careers and advanced study.  
[Brief](#)

**ADVANCED COMPUTER SCIENCE**  
Designed for college and university computer science departments, this option provides faculty with Oracle database and middleware software, and curriculum for teaching use. Computer science, engineering and information systems students gain exposure to Oracle's world-class software, giving them a competitive advantage as they prepare to enter the workforce.  
[Brief](#) [한국어](#) [日本語](#) [中文](#)

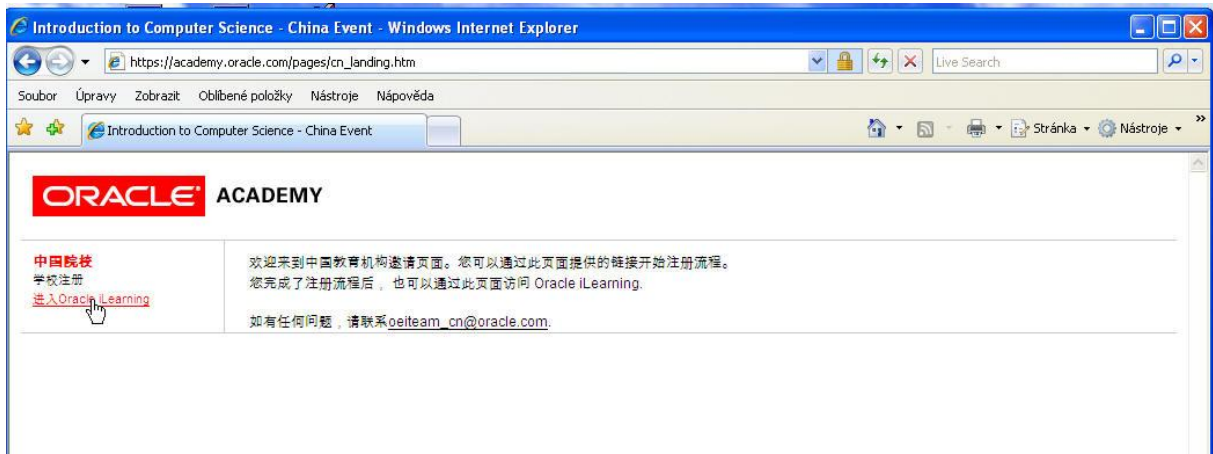
**ENTERPRISE BUSINESS APPLICATIONS**  
Designed for college and university computer science departments and business schools, this option provides faculty with Oracle applications software and curriculum for teaching use. Participating students gain exposure to how IT applications are used in industries such as finance, retail, telecommunications, healthcare, and manufacturing.  
[Brief](#)

https://academy.oracle.com/index1.html Internet 100%

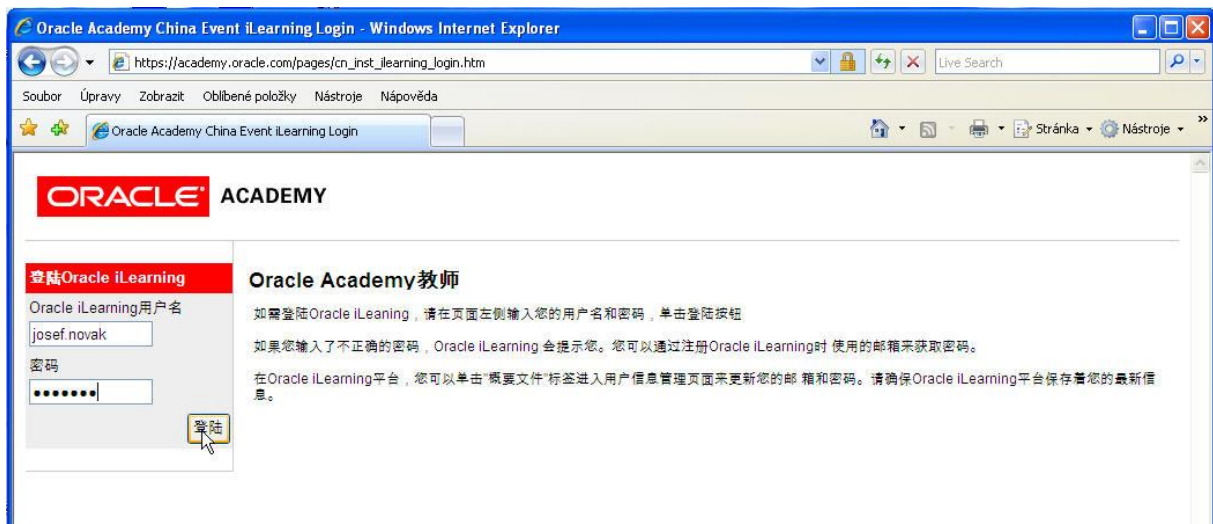
Poté klikneme vlevo na položku Introduction in Computer Science, objeví se



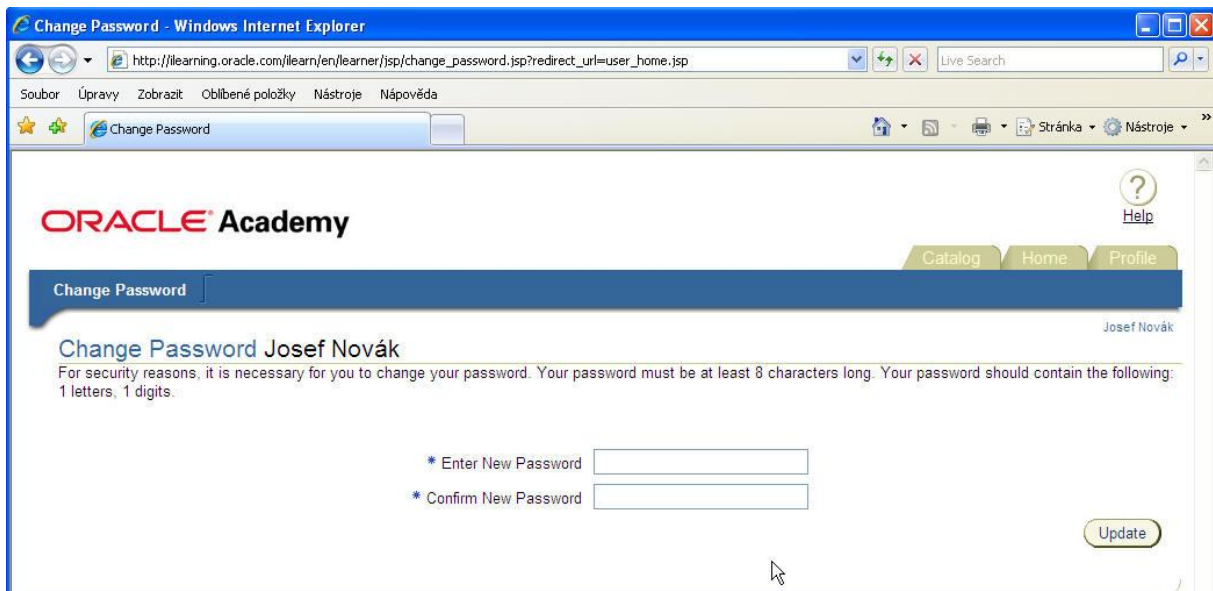
Nyní vpravo nahoře na Oracle iLearnig. Objeví se



Klikneme na Oracle Leasing. Objeví se



Vyplníme své uživatelské jméno např. josef.novak a heslo jecna30. Klikneme na tlačítko.



Nyní 2x vložíme heslo, které si vymyslíme a které budeme znát pouze my. Musí být ale alespoň 8 znaků dlouhé a obsahovat písmena i číslice. Poté nám již bude zpřístupněn výukový web Oracle Academy:

The screenshot shows the Oracle Academy Learner Home page. At the top, there is a navigation bar with 'ORACLE Academy' and 'Home' selected. Below this, there are tabs for 'Overview' and 'Self-Paced'. A search bar is on the left, and a success message 'Success : Update' is displayed in the center, stating 'Your user information has been successfully updated.' Below the success message is the 'My Learning' section, which includes a filter and a table of offerings. The table has columns for 'Play', 'Offering', 'Start Date', 'Enrolled', and 'Player Status'. Two offerings are listed, both with a status of 'Not Attempted'. On the right, there is an 'Announcements' sidebar with several links.

Play	Offering	Start Date	Enrolled	Player Status
	Oracle Academy Database Design - Student	3/1/09	9/23/09	Not Attempted
	Oracle Academy Database Programming with SQL - Student	3/1/09	9/23/09	Not Attempted

Pozn. Ke správné funkci tohoto webu potřebujeme mít nainstalovaný javascript a adobe flash player.

Kurz spouštíme kliknutím na tlačítko

# ORACLE Academy

Overview

Self-Paced

## Search Catalog

Go

Exact phrase  
[Advanced Search...](#)

## Browse Catalog



Success

Your user

## My Learning

Filter

Play

Offering



Oracle  
Design - St

Play

Oracle  
Programmi

Oracle Academy Database Design - Student - Windows Internet Explorer

http://learning.oracle.com/learn/en/learner/jsp/player.jsp?rco\_id=622126979&classroom\_id=632682981

Oracle Academy Database Design - Student

Forum | Outline

**ORACLE Academy**

## DATABASE DESIGN STUDENT RESOURCE GUIDE

<a href="#">Section 1</a>	<a href="#">Section 7</a>	<a href="#">Section 13</a>
<a href="#">Section 2</a>	<a href="#">Section 8</a>	<a href="#">Section 14</a>
<a href="#">Section 3</a>	<a href="#">Section 9</a>	<a href="#">Section 15</a>
<a href="#">Section 4</a>	<a href="#">Section 10</a>	<a href="#">Section 16</a>
<a href="#">Section 5</a>	<a href="#">Section 11</a>	<a href="#">Section 17</a>
<a href="#">Section 6</a>	<a href="#">Section 12</a>	<a href="#">Section 18</a>

\*\*\* [CLICK HERE TO ACCESS THE PRACTICE ENVIRONMENT](#) \*\*\*

This Student Resource Guide provides you access to all printable materials for the Database Design course. Each section contains printable Student Guides (slides), Practice Guides, and additional materials needed for a section.

**SECTION 1** [- top -](#)

Printable Versions [Introduction to the Oracle Academy](#)

[Data vs. Information](#)

[History of the Database](#)

Po absolvování obou kurzů (pro první a druhé pololetí) včetně quizů a testů obdržíte mezinárodně uznávaný certifikát ORACLE.

Manažerem pro naše studenty v tomto kurzu je ing. A.Vobecký.

Administrátorem a pracovníkem pověřeným firmou ORACLE k vydávání certifikátů je ing.V.Váňa